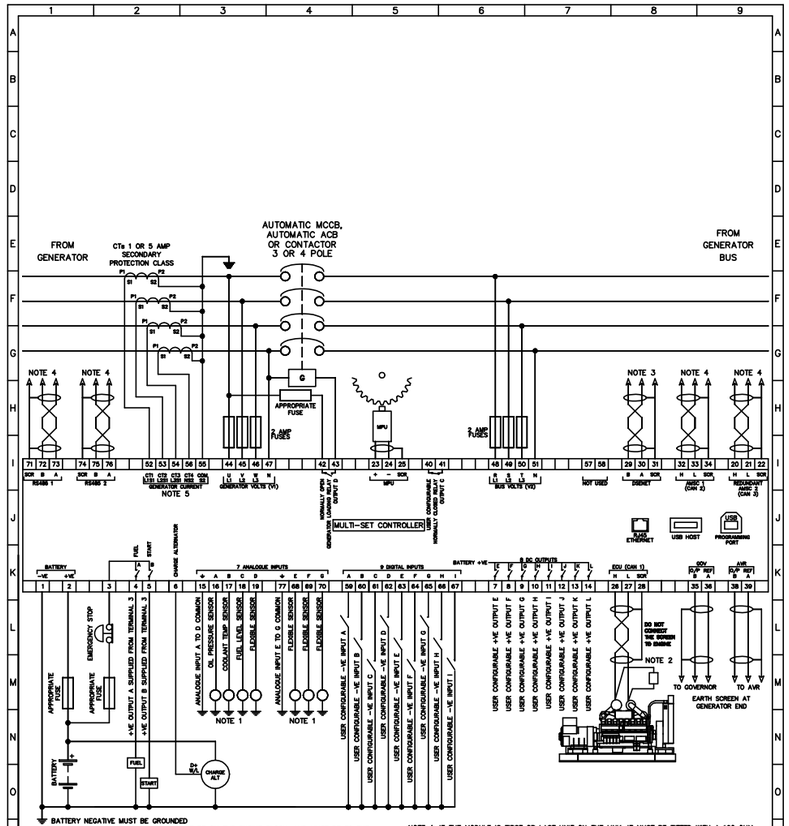

BATTERY NEGATIVE MUST BE GROUNDED

NOTE 1. THESE GROUND CONNECTIONS MUST BE ON THE ENGINE BLOCK, AND MUST BE TO THE SENSOR BODIES.

NOTE 2. 120 R TERMINATING RESISTOR MAY BE REQUIRED EXTERNALLY, SEE ENGINE MANUFACTURERS LITERATURE.

NOTE 3. MUST BE FITTED AS FIRST OR LAST UNIT ON DSENET WITH NO TERMINATION RESISTOR. THE SUBSEQUENT FIRST OR LAST UNIT ON DSENET MUST BE FITTED WITH A 120 OHM TERMINATION RESISTOR TERMINALS A AND B.

NOTE 4. IF THE MODULE IS FIRST OR LAST UNIT ON THE LINK, IT MUST BE FITTED WITH A 120 OHM TERMINATION RESISTOR ACROSS TERMINALS H AND L.

NOTE 5. WHEN THE 4TH CT IS PLACED ON THE NEUTRAL TERMINAL 55 IS THE CT COMMON. WHEN THE 4TH IS NOT IN USE OR PLACED ON THE EARTH CONNECTION, TERMINAL 56 IS THE CT COMMON

UNITS = NA		DSE	DEEP SEA ELECTRONICS PLC HIGHFIELD HOUSE HUNMANBY INDUSTRIAL EST. N. YORKSHIRE. YO14 0PH
TOLERANCE NA	REVISION / DATE	TITLE TYPICAL CONNECTIONS MULTI-SET CONTROLLER	
	CHK1 / CHK2 LB 28/01/22 / CHK3 AS 27/01/22	DWG No. 035-293	ISS No. 1 / SHEET No. 1/6

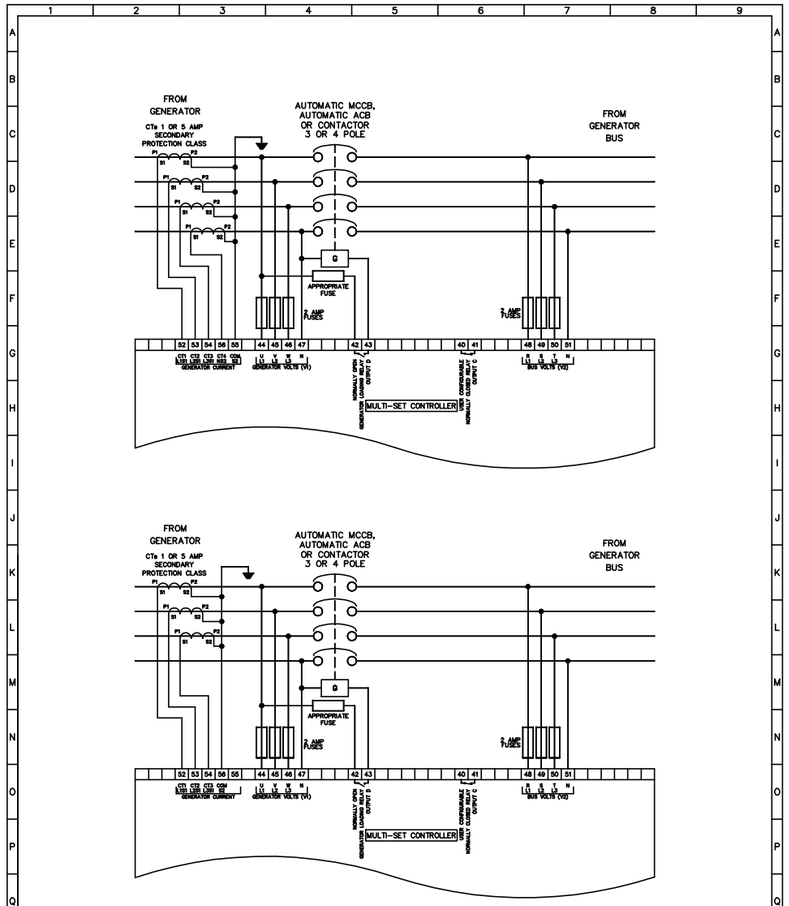

UNITS = NA		DSE	DEEP SEA ELECTRONICS PLC HIGHFIELD HOUSE HUNMANBY INDUSTRIAL EST. N. YORKSHIRE. YO14 0PH
TOLERANCE NA	REVISION / DATE	TITLE TYPICAL CONNECTIONS MULTI-SET CONTROLLER	
	CHK1 / CHK2 LB 28/01/22 / CHK3 AS 27/01/22	DWG No. 035-293	ISS No. 1 / SHEET No. 2/6

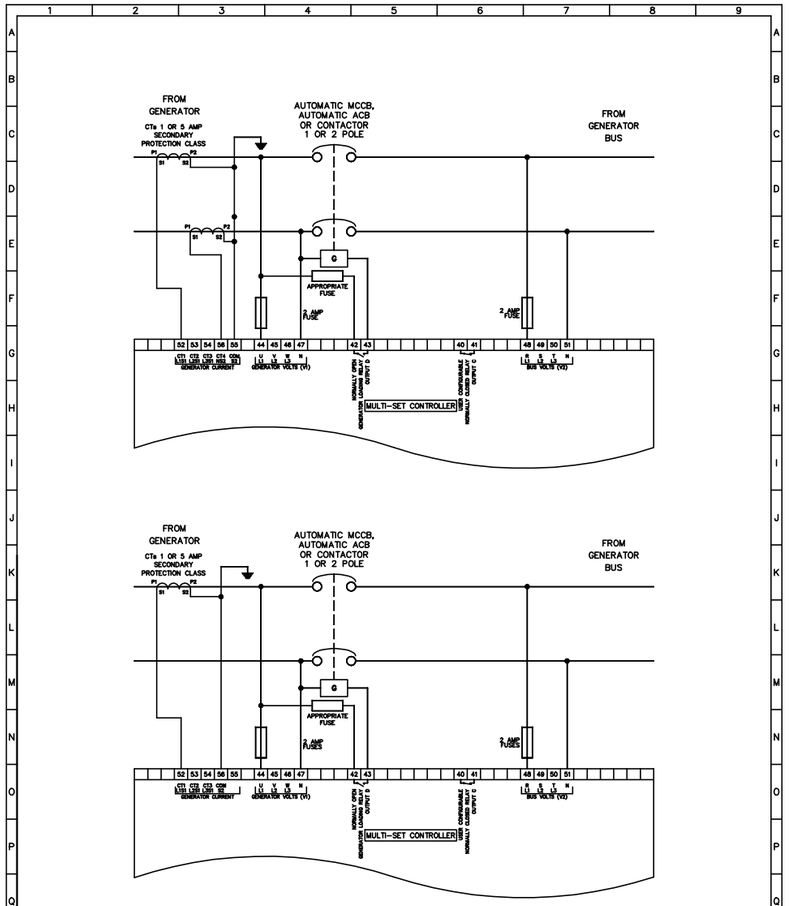

UNITS = NA		DSE	DEEP SEA ELECTRONICS PLC HIGHFIELD HOUSE HUNMANBY INDUSTRIAL EST. N. YORKSHIRE. YO14 0PH
TOLERANCE NA	REVISION / DATE	TITLE TYPICAL CONNECTIONS MULTI-SET CONTROLLER	
	CHK1 / CHK2 LB 28/01/22 / CHK3 AS 27/01/22	DWG No. 035-293	ISS No. 1 / SHEET No. 3/6